

MOTOR PERFORMANCE		Winding codes	3QA	3TA		
		UNIT	FREE AIR COOLING	FREE AIR COOLING		
Fp	Peak force	N	482	482		
Fc	Continuous force	N	132	136		
Fs	Standstill force	N	100	103		
Ip	Peak current	Arms	16.3	30.6		
Ic	Continuous current	Arms	2.00	3.87		
Is	Standstill current	Arms	1.52	2.93		
vs	Rated low speed	mm/s	0.16	0.16		
Pc	Power dissipation @ Ic	W	63.6	63.9		
Fd	Max. detent force (average to peak)	N	12	12		
Fa	Attraction force	N	978	978		

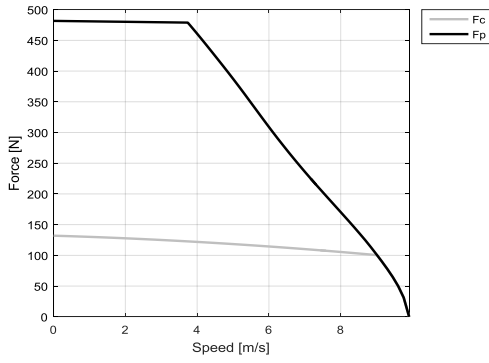
MOTOR SETTING		UNIT				
Kt	Force constant	N/Arms	69.5	37.0		
Ku	Back EMF constant (*)	Vrms/(m/s)	41.9	22.3		
Km	Motor constant	N/√W	20.9	21.4		
R20	Electrical resistance at 20°C (*)	Ohm	7.41	1.99		
L	Electrical inductance (*)	mH	68.4	19.3		
rth	Thermal time constant	s	2020	2040		
Rth	Thermal resistance	K/W	1.72	1.71		
2tp	Magnetic period	mm	32	32		
mw	Magnetic way mass	kg/m	6.19	6.19		
mm	Motor mass	kg	1.18	1.20		

MOTOR ENVIRONMENT		UNIT				
Udc	Nominal DC bus voltage	VDC	600	600		
Gm	Mechanical gap	mm	0.90	0.90		
Ss	Stator exchange surface	m²	0.01	0.01		
x	Assumed stroke	m	0.29	0.29		
θamb	Ambient temperature	°C	20	20		
θmax	Maximum coil temperature	°C	130	130		

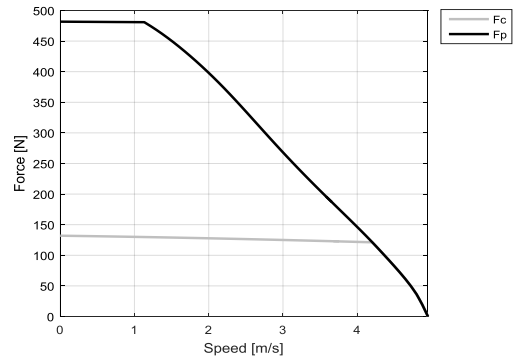
Notes: (*) terminal to terminal.
Hypotheses and tolerances are in ETEL handbook.

Caution: Any use of the motor beyond speed/torque limit could lead to hazardous voltage and serious injuries. Customer is responsible for setting safeties/limitations that will keep the motor in its safe operating area. ETEL cannot be held responsible if the motor is used in an improper way.

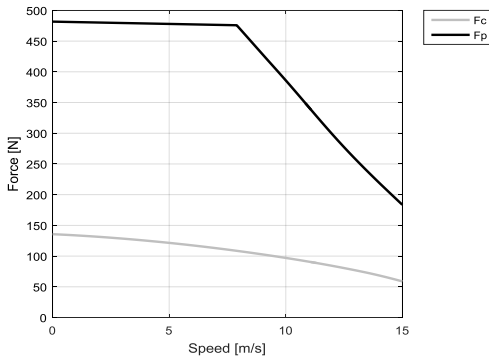
3QA - FREE AIR COOLING - 600V



3QA - FREE AIR COOLING - 300V



3TA - FREE AIR COOLING - 600V



3TA - FREE AIR COOLING - 300V

